



# Oracle Hyperion Data Relationship Management Essentials

Oracle 1z0-588

Version Demo

Total Demo Questions: 10

Total Premium Questions: 73

Buy Premium PDF

<https://dumpsboss.com>

[support@dumpsboss.com](mailto:support@dumpsboss.com)

dumpsboss.com

**QUESTION NO: 1**

Which filters can you apply to narrow the transaction history results when searching the transaction history?

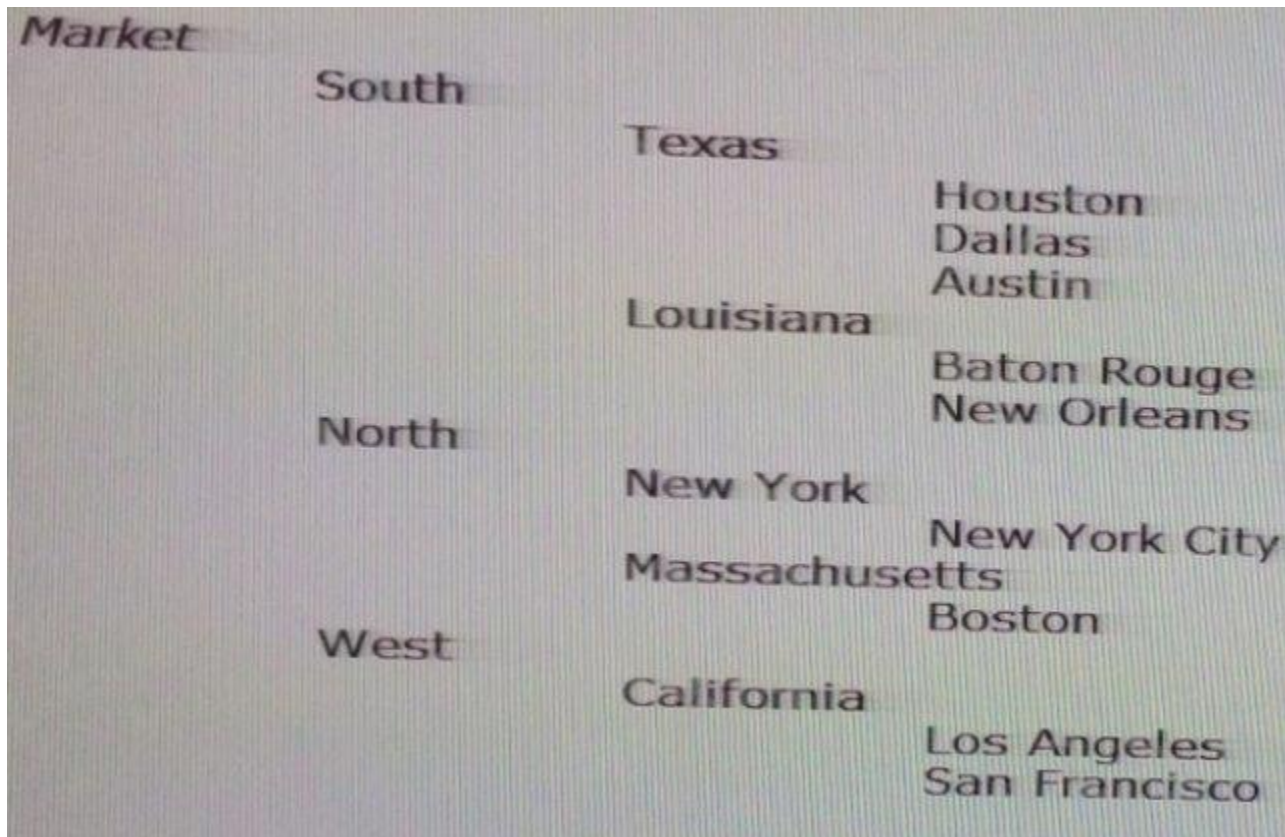
- A. Specific transaction ID
- B. Specific user ID
- C. Apply a Max Records number
- D. Loss changes, which includes activity that was lost due to computer crash or failure
- E. Action Description
- F. From and/or To values
- G. Node Description

**ANSWER: E**

**QUESTION NO: 2**

You maintain the Market hierarchy in DRM.





A target system needs an alternate hierarchy of the Market dimension that contains the lowest level of markets (city) rolling up by market size (nodes Large, Medium, and Small).

Identify the ways to meet this requirement in DRM.

1. Create a property category called "Market Size" and populate the values as "Large", "Medium", and "Small"
2. Create a property called "Market Size" and populate the values as "Large", "Medium", and "Small"
3. Create a node type called "Market Size" and populate the values as "Large", "Medium", and "Small"
4. Create an alternate hierarchy in the Market dimension with nodes "Large", "Medium", and "Small". Add cities as shared nodes under the appropriate Market Size nodes.

- A. 1 only
- B. 2 only
- C. 3 only
- D. 4 only
- E. 1, 4 only
- F. 2, 4 only
- G. 2, 3, 4 only

**ANSWER: D**

**QUESTION NO: 3**

Identify the three true statements about property categories assuming that you do not use node types.

- A. A System property category is automatically created out of the box.
- B. If enabled in the system preferences, the Oracle EPM property categories are created, out of the box.
- C. If enabled in the system preferences, the Oracle EBS categories are created, out of the box.
- D. Property categories are unique to a version.
- E. Property categories are unique to a hierarchy.
- F. Node access groups are assigned to property categories.
- G. A property categories assigned to a user may be read or edit.

**ANSWER: E F G****QUESTION NO: 4**

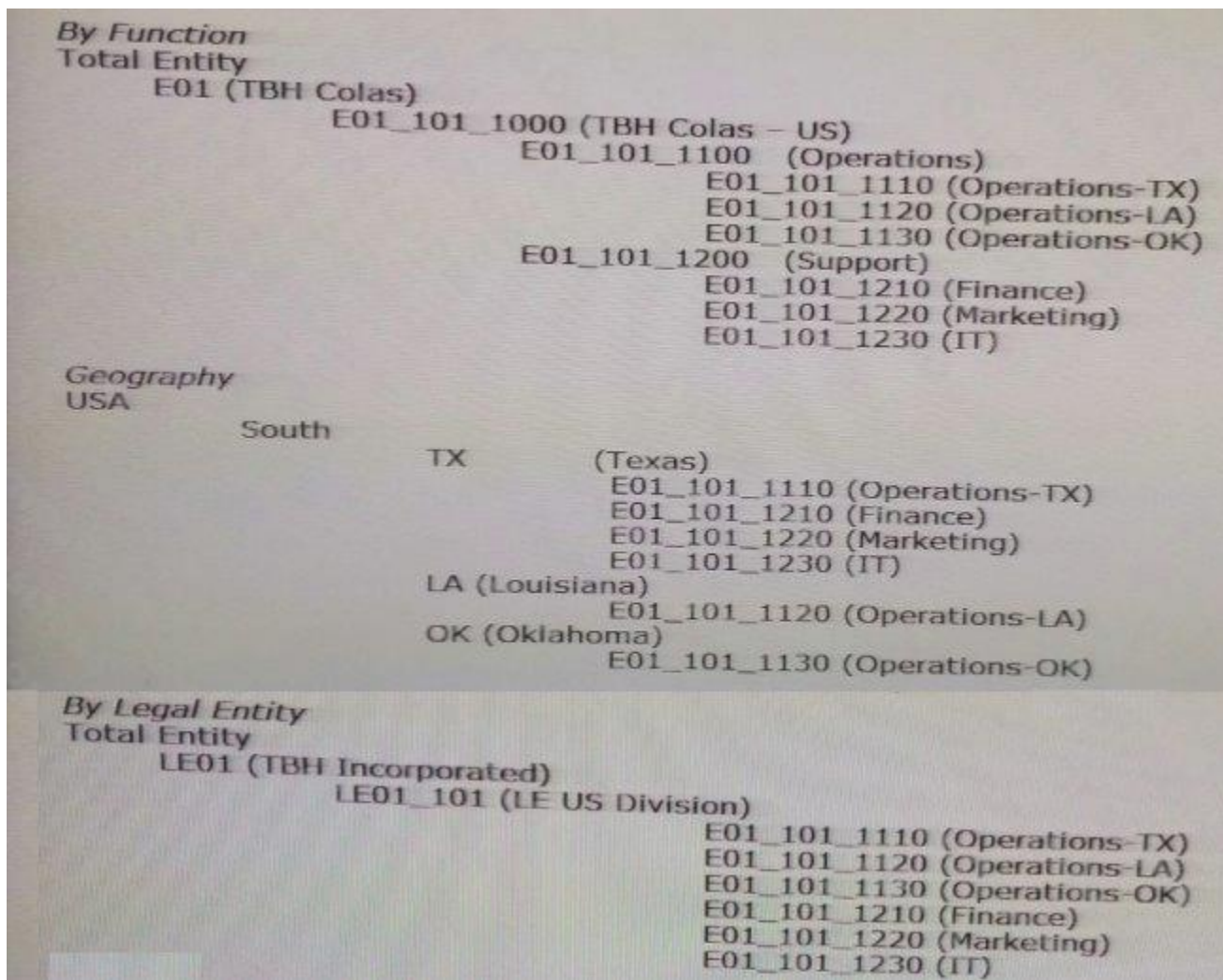
You want to create a derived field that concatenates the name and description of a node to display "Name-Description."

Select the two valid syntax types for a derived property using a formula.

- A. Concat(Abbrev,"-",Descr)
- B. Concat(Abbrev(), -,Descr())
- C. Concat(PropValue(Core.Abbrev)| - | PropValue(Core. Descr))
- D. Concat(PropValue(Core.Abbrev),-,PropValue(Core.Descr))
- E. Concat() Abbrev, -, Descr
- F. ConcatO Abbrev,"-", Descr

**ANSWER: D F****QUESTION NO: 5**

Per the example:



You have three entity hierarchies within the same version. The Essbase Storage property is set to local. The Alias Description property is set to Global. Identify the true statements.

1. If the Essbase administrator changes the Essbase Storage property from "Stored" to "Dynamic" for a node in the primary hierarchy, the property will change for all hierarchies.
  2. If the Essbase administrator changes the Alias Description property for a node in the primary hierarchy, the property will change for all hierarchies.
  3. If the Essbase administrator changes the Alias Description property for a node in the non- primary hierarchy, the property will not change for other hierarchies.
  4. If the Essbase administrator changes the Alias Description or Essbase Storage property to a node in a hierarchy, the values will not update in the other hierarchies unless the DisableSharedNodes is set to False.
  5. Because the Alias Description property is set to Global, the property will update across all versions for the node.
- A.** 1 only
- B.** 2 only
- C.** 1, 2, 3 only

- D. 1, 2, 4 only
- E. 1, 2, 4, 5 only
- F. 1, 2, 3, 5 only

**ANSWER: F**

**QUESTION NO: 6**

Per the following example:

All Products

100 - Colas	
100-10 Cola	
100-20 Diet Cola	
100-30 Cola Zero	
200-Root Beers	
200-10 Root Beer	
200-20 Diet Root Beer	
200-30 Root Beer Zero	
300 - Strawberry Sodas	
300-10 Strawberry	
300-20 Strawberry Zero	
400 - Grape Sodas	
400-10 Grape	
400-20 Grape Zero	



The product team has decided to group 300 and 400 product categories into a single "Fruity" product category. Which three statements are true about performing this change within a single hierarchy?

- A. Users can create a new node called "Fruity" and drag and drop the 300 and 400 nodes to the new Fruity node. This will also move all of the children of 300 and 400.
- B. Users can use the right-click menu items to Take and Put the nodes under a new node called "Fruity."
- C. Users can use the Add option to insert the existing nodes under a new node called "Fruity."
- D. DRM tracks the move action, user ID, date, and time in the Transaction History.
- E. If the DRM administrator defined a batch validation in which a product category must be a three digit number, the user would not be allowed to create the new product node "Fruity".

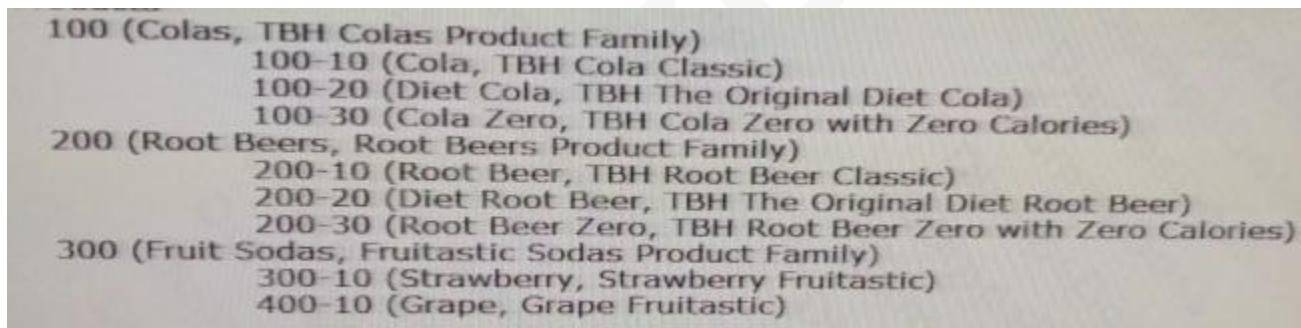
**ANSWER: B**

### QUESTION NO: 7

Review the example below:

Product

All Products

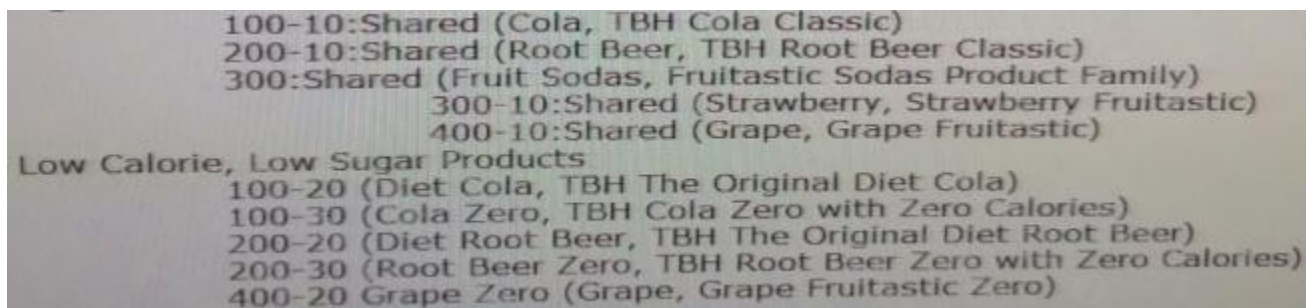


```
100 (Colas, TBH Colas Product Family)
    100-10 (Cola, TBH Cola Classic)
    100-20 (Diet Cola, TBH The Original Diet Cola)
    100-30 (Cola Zero, TBH Cola Zero with Zero Calories)
200 (Root Beers, Root Beers Product Family)
    200-10 (Root Beer, TBH Root Beer Classic)
    200-20 (Diet Root Beer, TBH The Original Diet Root Beer)
    200-30 (Root Beer Zero, TBH Root Beer Zero with Zero Calories)
300 (Fruit Sodas, Fruitastic Sodas Product Family)
    300-10 (Strawberry, Strawberry Fruitastic)
    400-10 (Grape, Grape Fruitastic)
```

Alternate Product Hierarchy

All Products

High Calorie, Sugar Filled Products



```
100-10:Shared (Cola, TBH Cola Classic)
200-10:Shared (Root Beer, TBH Root Beer Classic)
300:Shared (Fruit Sodas, Fruitastic Sodas Product Family)
    300-10:Shared (Strawberry, Strawberry Fruitastic)
    400-10:Shared (Grape, Grape Fruitastic)
Low Calorie, Low Sugar Products
    100-20 (Diet Cola, TBH The Original Diet Cola)
    100-30 (Cola Zero, TBH Cola Zero with Zero Calories)
    200-20 (Diet Root Beer, TBH The Original Diet Root Beer)
    200-30 (Root Beer Zero, TBH Root Beer Zero with Zero Calories)
    400-20 Grape Zero (Grape, Grape Fruitastic Zero)
```

Your target Essbase database requires an alternate of the Product, rolling up product SKUs by Caffeinated and NonCaffeinated. You currently maintain this value as a property. Once a valid export is built, what are the two ways you can create the new hierarchy in an existing version?

- A. Use an Import to build the alternate hierarchy in DRM into the existing version.
- B. Use an Action script to build the alternate hierarchy into the existing version.
- C. Use an Import to build the alternate hierarchy into a new version and then the Blend feature to blend into an existing version.
- D. Use the DRM Migration utility to build the alternate hierarchy into an existing version.
- E. Use the DRM Migration utility to build the alternate hierarchy into a new version and then the Blend feature to blend into an existing version.

**ANSWER: A C**

#### QUESTION NO: 8

An issue exists in which "reserved" key words have been used or included in the custom alias property for a downstream system. The reserved words are "Dynamic" and "MBRNAME".

The steps for creating a real-time validation are:

1. Create a custom property to verify that the value input in the custom alias property does not contain the reserved words.
2. Test the custom property.
3. Create a custom Validation with the "Property Equals Value" class.
4. Test the validation.
5. Assign the Validation to a version.

- A. 1, 2 only
- B. 3, 5 only
- C. 1, 2, 3, 4 only
- D. 1, 3, 5 only
- E. 1, 2, 3, 4, 5

**ANSWER: C**

#### QUESTION NO: 9

You have three hierarchies for the Entity dimension. One hierarchy rolls up entities by geography, one hierarchy rolls up entities by function, and one hierarchy rolls up entities by legal structure. In your Hyperion Financial Management (HFM)



application, these three hierarchies exist within a single Entity dimension. You want to be able to manage the properties for the nodes once.

Identify the three ways that DRM can be designed to support this requirement.

- A.** Maintain the three separate DRM hierarchies within a single version with the HFM properties set to Global; combine the hierarchies into a single export.
- B.** Create the three structures in a single DRM hierarchy with the Geography hierarchy as the primary hierarchy and the Function and Legal structures as shared nodes.
- C.** Maintain each hierarchy in its own version; set the Geography hierarchy to Primary and the Function and Legal hierarchies to Shared.
- D.** Maintain the three separate DRM hierarchies within a single version with the HFM properties set to Global and combine the hierarchies into a single export book.
- E.** Maintain the three separate DRM hierarchies within a single version with the HFM properties set to Global; Use the Blend feature to combine the hierarchies into a single export.

**ANSWER: A B C**

#### **QUESTION NO: 10**

Choose three validations that are often implemented for downstream systems.

- A.** Name or description is unique.
- B.** Property has been populated.
- C.** Length of a property category value.
- D.** Property value has the correct format.
- E.** Node exists in multiple downstream systems.

**ANSWER: C D E**