

DUMPSBOSS.COM

Specialist Implementation Engineer, SC Series Exam

EMC DES-1721

Version Demo

Total Demo Questions: 10

Total Premium Questions: 147

Buy Premium PDF

<https://dumpsboss.com>

support@dumpsboss.com

dumpsboss.com

QUESTION NO: 1

Why would the Key Management Server (KMS) Settings page appear during installation?

- A. Page appears only if SED drives are present
- B. Page only appears if an external KMS is defined during setup and configuration
- C. Page is standard and always appears as part of the installation and configuration
- D. Page only appears if a security certificate is not generated

ANSWER: A

QUESTION NO: 2 - (DRAG DROP)

DRAG DROP

A customer has asked you to confirm whether their volumes will remain online even after a controller failure. What is the correct sequence of steps to perform a controller failover test?

Select & Place:

Confirm I/Os are being sent to the selected volume in the DSM GUI	STEP 1
Turn off the controller that has the selected volume active in the DSM GUI	STEP 2
Send the I/O from a host to an existing volume on the array	STEP 3
Confirm the I/Os are still being sent to the selected volume in the DSM GUI	STEP 4
Confirm the selected volume is still active on the surviving controller in the DSM GUI	STEP 5

ANSWER:

Confirm I/Os are being sent to the selected volume in the DSM GUI	Turn off the controller that has the selected volume active in the DSM GUI
Turn off the controller that has the selected volume active in the DSM GUI	Confirm the selected volume is still active on the surviving controller in the DSM GUI
Send the I/O from a host to an existing volume on the array	Confirm I/Os are being sent to the selected volume in the DSM GUI
Confirm the I/Os are still being sent to the selected volume in the DSM GUI	Confirm the I/Os are still being sent to the selected volume in the DSM GUI
Confirm the selected volume is still active on the surviving controller in the DSM GUI	Send the I/O from a host to an existing volume on the array

QUESTION NO: 3 - (DRAG DROP)

DRAG DROP

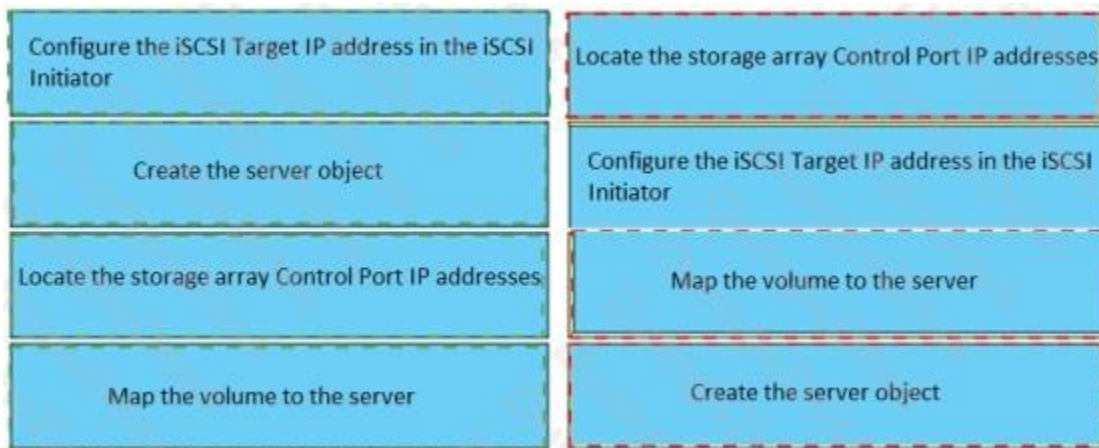
A customer wants to map an existing volume to a new server connected through iSCSI.

What is the correct sequence of steps to complete this task?

Select & Place:

Configure the iSCSI Target IP address in the iSCSI Initiator	STEP 1
Create the server object	STEP 2
Locate the storage array Control Port IP addresses	STEP 3
Map the volume to the server	STEP 4

ANSWER:

**QUESTION NO: 4**

What is the HDD size that enforces dual redundancy?

- A. 2 TB and higher
- B. Up to 3 TB
- C. 4 TB and higher
- D. 3 TB and higher

ANSWER: A

QUESTION NO: 5 - (DRAG DROP)

DRAG DROP

What is the correct system hierarchy of SC Series array storage virtualization?

Select & Place:

Pagepool	STEP 1
Pagepool Device	STEP 2
Disk Folder	STEP 3
RAID Extent	STEP 4
Raid Device	STEP 5

ANSWER:

Pagepool	Raid Device
Pagepool Device	RAID Extent
Disk Folder	Disk Folder
RAID Extent	Pagepool Device
Raid Device	Pagepool

QUESTION NO: 6

When performing the initial configuration on an SC9000 through the serial port, which command is used to reboot the controller?

A. qle factoryreset 5 0


B. cs purge all

- C. -reset
- D. -restart


ANSWER: A

QUESTION NO: 7

Based on SAS back-end cabling best practices, which configuration represents how an SC4020 storage array with one SC220 expansion enclosure is cabled?




Configuration B:



Configuration C:





- A. Configuration A
- B. Configuration B
- C. Configuration C
- D. Configuration D

ANSWER: A

QUESTION NO: 8

What is a licensed feature of Dell Storage Manager?

- A. Data Center Bridging (DCB) Support
- B. Storage-based Chargeback
- C. Replication and Live Volumes
- D. Data Reduction

ANSWER: B

QUESTION NO: 9 - (DRAG DROP)

DRAG DROP

What is the correct sequence of steps to present a volume to an ESXi host?

Select & Place:

Map the volume to the ESXi host	STEP 1
Create the volume in the DSM	STEP 2
Configure the device as a new VMFS datastore	STEP 3
Verify the volume appears in the device list	STEP 4
Rescan for new storage devices on the host	STEP 5

ANSWER:

Map the volume to the ESXi host	Configure the device as a new VMFS datastore
Create the volume in the DSM	Create the volume in the DSM
Configure the device as a new VMFS datastore	Rescan for new storage devices on the host
Verify the volume appears in the device list	Verify the volume appears in the device list
Rescan for new storage devices on the host	Map the volume to the ESXi host

QUESTION NO: 10 - (DRAG DROP)

DRAG DROP

What is the correct sequence of steps to enable MPIO on a Microsoft Windows 2012 Server?

Select & Place:

Select "Server Roles" without selecting a role to install

STEP 1

Launch Server Manager and select "Add Roles and Features"

STEP 2

Select "Multipath I/O" within the Features window

STEP 3

Confirm the settings and click "Install"

STEP 4

Select "Role-based" or "Feature-based" installation

STEP 5

ANSWER:

Select "Server Roles" without selecting a role to install

Launch Server Manager and select "Add Roles and Features"

Launch Server Manager and select "Add Roles and Features"

Select "Role-based" or "Feature-based" installation

Select "Multipath I/O" within the Features window

Launch Server Manager and select "Add Roles and Features"

Confirm the settings and click "Install"

Select "Multipath I/O" within the Features window

Select "Role-based" or "Feature-based" installation

Confirm the settings and click "Install"