

# DUMPSBOSS.COM

## UiPath Certified Advanced RPA Developer

UiPath UiARD

Version Demo

Total Demo Questions: 10

Total Premium Questions: 57

Buy Premium PDF

<https://dumpsboss.com>

[support@dumpsboss.com](mailto:support@dumpsboss.com)

dumpsboss.com



**QUESTION NO: 1**

Where in the Robotic Enterprise (RE) Framework template project is the SetTransactionStatus.xaml invoked?

- A. In the Finally section of the Try Catch activity in the End Process state.
- B. In the Try section of the Try Catch activity in the Process Transaction state.
- C. In the Finally section of the Try Catch activity in the Process Transaction state.
- D. In the Try section of the Try Catch activity in the End Process state.

**ANSWER: B**

**Explanation:**

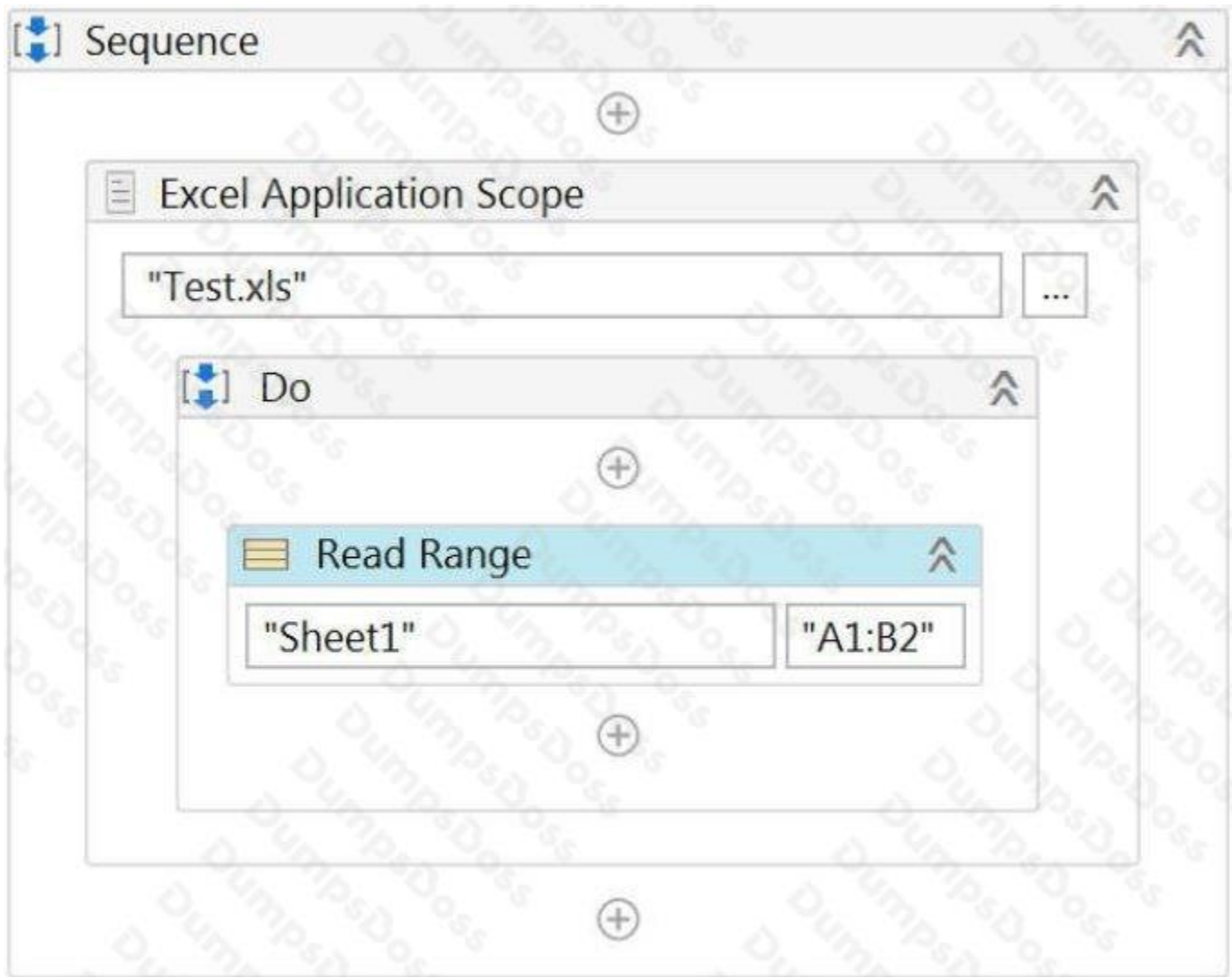


Reference:

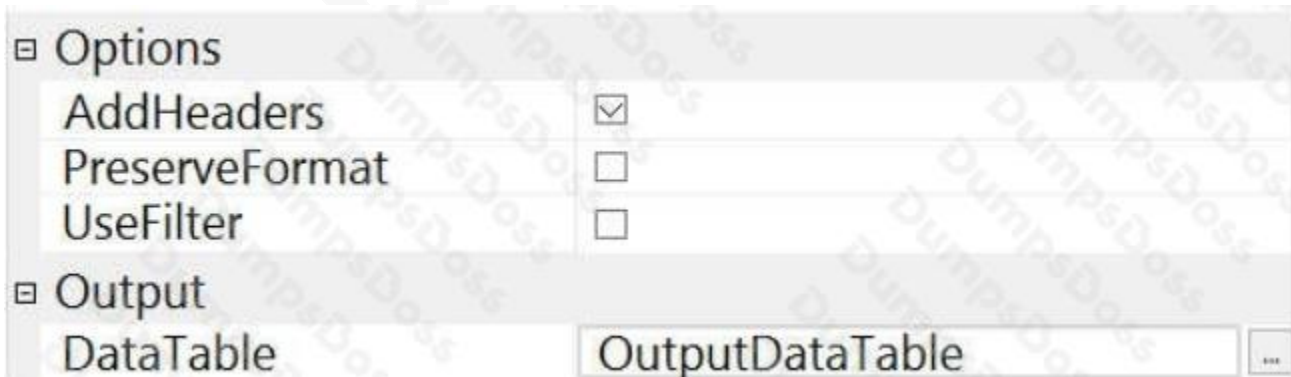
<https://www.ashlingpartners.com/the-ui-path-reframework-the-what-how-and-why-of-leveraging-this-framework-for-your-automations/>

**QUESTION NO: 2**

A developer wants to extract data from "Sheet1" of the "Test.xls" file using the following code:



In addition, the developer configured the following properties of the Read Range activity:



Based on the exhibits, what is the result of the execution?

- A. OutputDataTable object will have 2 columns and 1 row containing values of cells "A1" and "B1"
- B. OutputDataTable object will have 2 columns and 1 row containing values of cells "A2" and "B2"

- C. OutputDataTable object will have 2 columns and 2 rows containing values of cells "A2" and "B2"
- D. OutputDataTable object will have 2 columns and 10000 rows; the first row will contain values of cells "A1" and "B1"

**ANSWER: D**

### QUESTION NO: 3

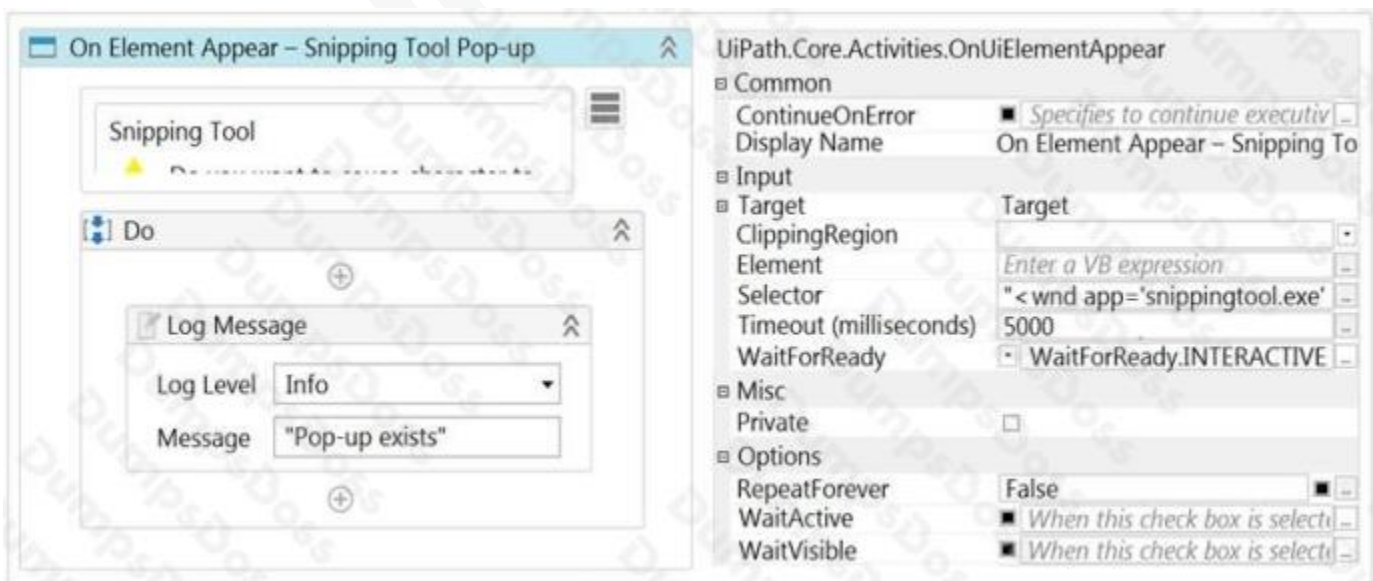
A developer wants to ensure that a process they are developing includes coherent logs with meaningful log messages. During the execution of the process, an application exception is caught and stored in a local variable called exception.

Based on UiPath best practices, how should the Log Message activity in the Catch section of this exception be configured?

- A. Level: Warn  
Message: exception.Message + "at" + exception.Source
- B. Level: Error  
Message: "Exception occurred at" + exception.Source
- C. Level: Fatal  
Message: exception.Message
- D. Level: Info  
Message: "Application Exception at" + exception.Source

**ANSWER: C**

### QUESTION NO: 4



Based on the configuration shown in the exhibit, what is the result of the execution of these activities if the target element does not exist at runtime?

- A. "Pop-up exists" message is logged
- B. Robot continues to look for the target element until the execution is manually stopped
- C. Execution completes successfully without logging a message
- D. Activity Timeout Exceeded error is received

**ANSWER: D**

**Explanation:**

Reference: <https://docs.uipath.com/releases/notes/docs/uipath-ui-automation-activities>

#### QUESTION NO: 5

A developer was assigned a task to build a process that will interact with hidden or minimized windows on an employee's machine.

To ensure the UI automation runs in the background which commonly used activity property must always be avoided?

- A. Default
- B. Simulate Type
- C. Activate
- D. SendWindowMessages

**ANSWER: B**

**Explanation:**

Reference: <https://docs.uipath.com/studio/docs/ui-automation>

#### QUESTION NO: 6

A developer configured the properties for a Click activity on an element inside a web page as shown in the exhibit. An animation on the web page never completely loads but the element specified in the Click activity does.

Properties

UiPath.Core.Activities.Click

Common

ContinueOnError ☒ True

DelayAfter Delay time (in milliseconds) after

DelayBefore Delay time (in milliseconds) before

Display Name Click 'STRONG'

Input

ClickType ClickType.CLICK\_SINGLE

MouseButton MouseButton.BTN\_LEFT

Target

ClippingRegion

Element Enter a VB expression

Selector "<html title='Robotic Process A

Timeout (milliseconds) Enter a VB expression

WaitForReady WaitForReady.INTERACTIVE

What occurs when this Click activity executes?

- A. Timeout error occurs without clicking on the element.
- B. Waits 10 seconds before clicking on the element.
- C. Continues to the next activity after 30 seconds without clicking on the element.
- D. Element is clicked once it is fully loaded.

**ANSWER: C**

#### QUESTION NO: 7

A developer needs to create a process that performs the following:

1. Scrapes a table of common English-Spanish translations
2. Writes the table to an Excel file
3. Emails that Excel file as an attachment

While creating this process, the developer notices that two activities with the same name can write the scraped DataTable to Excel.

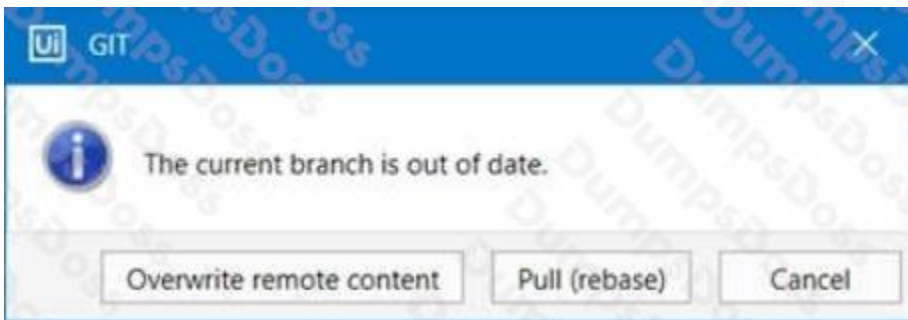
What are the differences between the Workbook and Excel Write Range activities?

- A.** Excel Write Range activity can only be used when Excel is installed.  
Workbook Write Range activity can be faster by writing the data directly to the file.
- B.** Excel Write Range activity only works in the foreground, visible to the user. Workbook Write Range activity only works in the background.
- C.** Excel Write Range activity will create the file in the WorkbookPath property if it does not exist. Workbook Write Range activity can only be used when Excel is installed.
- D.** Excel Write Range activity only works in the background.  
Workbook Write Range activity will create the file in the WorkbookPath property if it does not exist.

**ANSWER: A**

#### QUESTION NO: 8

A developer is using GIT for version control. While the developer is attempting to Commit and Push a local file to the repository, the following pop-up message is displayed:



What is the reason for the pop-up message?

- A.** Project was not properly checked out in Studio and merge failed into the master.
- B.** Local repository is not synchronized with the remote one.
- C.** Opened project was disconnected from the source control.
- D.** Local version was not connected to any branch.

**ANSWER: C**

#### QUESTION NO: 9 - (DRAG DROP)



## DRAG DROP

From the lowest priority to the highest priority, what is the correct priority sequence of the Log Levels for UiPath Robots?

NOTE: Drag and drop the lowest priority level to the top of the list and repeat until the highest priority level appears at the bottom of the list.

Select and Place:

**Log Levels**

Trace
Warning
Critical
Information
Verbose
Error

**Priority (Lowest to Highest)**


ANSWER:

**Log Levels**

Trace
Warning
Critical
Information
Verbose
Error

**Priority (Lowest to Highest)**

Verbose
Trace
Information
Warning
Error
Critical

Explanation:



Reference:

<https://docs.uipath.com/robot/docs/logging-levels>

#### QUESTION NO: 10

While working with a queue in Orchestrator, you notice that the status of one of the Queue Items has changed to Abandoned.

When does this happen?

- A. When the item remains in the "Failed" status for approx. 24 hours
- B. When the item remains in the "In Progress" status for approx. 24 hours
- C. When the item remains in the "Retried" status for approx. 24 hours
- D. When the item remains in the "New" status for approx. 24 hours

**ANSWER: B**

**Explanation:**

Reference: <https://docs.uipath.com/orchestrator/docs/queue-item-statuses>